

Living Things and their Habitats - Year 2



living



dead



never living

Key learning

I can compare things that are living, dead, and things that have never been alive.


I can identify living things, their habitats, say why they are suited and compare them.

I can identify and name plants and animals in their habitats, including micro-habitats.

I can describe where animals get their food from and use simple food chains to identify and name different sources of food.

I can observe closely. I can ask simple questions.

Food chains. The arrows mean 'is eaten by'.



Examples of **habitats**:




woodland



urban




coastal



ocean



rainforest



arctic



desert



river

Key Vocabulary to learn

Life processes - These are the things that all living things do. They move, breathe, sense, grow, make babies, get rid of waste and get their energy from food.

Living - Things that are living have all the life processes.

Dead - Things that are dead were once living. They did have all the life processes but don't now.

Never living - Things made out of metal, plastic or rock were never living. They never had the life processes.

Food chain - A food chain shows how each animal gets its food. Food chains are one of the ways that living things depend on each other to stay alive.

Food sources - This is the place a living thing's food comes from.

Habitat - A habitat is the natural place something lives. A habitat provides living things with everything they need to survive such as food, shelter and water.

Microhabitat - A microhabitat is a very small habitat in places like under a rock, under leaves or on a branch. Mini beasts live in microhabitats. The microhabitats have everything they need to survive.

Depend - Many living things in a habitat depend on each other. This means they need each other for different things.

Survive - This means to stay alive.